

Kentucky High School Athletic Association


Memorandum

To: Superintendent, Principal, and Athletic Director
From: Brigid L. DeVries, Commissioner
Date: July 2, 2002
Subject: 2001-2002 Annual Report Forms Submission
School: Logan County High School



Enclosed please find a copy of Form T-65, The 2001-2002 Annual Report Forms Checklist. In addition, you may find an attachment with corrected copies of the forms submitted by your school personnel. Please review this information so the forms can be completed accurately in the future. Also, KHSAA Audit Staff may have requested a re-submission of some of the 2001-2002 Annual Report Forms or need additional information on your athletic programs. Please submit this information by the date requested if this is applicable. Copies and all KHSAA Title IX documents must be kept current and included in your permanent Title IX File at the school. All documents are subject to Open Records Requests.

Should you need any further information, please do not hesitate to call anytime.



Memo

To: KHSAA Member School Superintendents, Principals, and Athletic Directors

From: Brigid L. DeVries, Commissioner

Date: July 1, 2002

Re: 2002 Title IX Forms Submission

School	Logan County	Reviewed by	Gary Lawson
--------	--------------	-------------	-------------

The following is a status report regarding the required 2001 - 2002 Title IX submission of forms due in to the KHSAA office by April 15, 2002. Appropriate audit personnel have reviewed these forms and the following is a summary of this review.

I. Checklist of Forms properly submitted in a satisfactory manner:

<input checked="" type="checkbox"/>	GE 19 (Annual Verification)	<input checked="" type="checkbox"/>	T-35 (Budget Expenses)
<input checked="" type="checkbox"/>	T-1 (Summary Program Chart 1)	<input checked="" type="checkbox"/>	T-36 (Budget Expenses)
<input checked="" type="checkbox"/>	T-2 (Summary Program Chart 2)	<input checked="" type="checkbox"/>	T-41 (Checklist - Overall Interscholastic Program)
<input checked="" type="checkbox"/>	T-3 (Summary Program Chart 3)	<input checked="" type="checkbox"/>	T-60 (Corrective Action Plan)
<input checked="" type="checkbox"/>	T-4 (Summary Program Chart 4)	<input checked="" type="checkbox"/>	T-63 (Interscholastic Survey Results)

II. Status

A.	<input checked="" type="checkbox"/>	2001 - 2002 Forms are satisfactory and no further information or action is necessary at this time.
B.		Errors have been noted with respect to the following forms and corrected copies are being returned to you for placement in your Title IX file to ensure proper submission in the future.
C.		The following forms were omitted and must be submitted by school representatives.
D.	<input checked="" type="checkbox"/>	Other Recommendation and Comments:
		All calculations are correct and the report appears to be in good order.

APR 18 2002



**2001-2002 KENTUCKY HIGH SCHOOL ATHLETIC ASSOCIATION
ANNUAL VERIFICATION OF TITLE IX PROCEDURES
(To be submitted by April 15, 2002 along with other required forms)**

The Logan County High School, Russellville, Kentucky
(Name of High School) (City)

certifies to the Kentucky High School Athletic Association that the following is an accurate and true representation of the facts surrounding compliance with Title 20, U.S.C. Titles 1681-1688, et. Seq. (also known as Title IX)

I certify the following provisions in accordance with records at the school contained in the permanent Title IX file, and to the best of my knowledge have completed the following tasks. (All boxes must be checked)

Established a gender equity committee at the high school. (list committee personnel and provide attachment if necessary)

Name	Address	Phone	Title
See attached for information.			

Scheduled a minimum of three meetings during the 2001-2002 school year on the following dates:

November 19, 2001	January 14, 2002	February 6, 2002
March 12, 2002	April 15, 2002	

Designated the following person(s) as the Title IX coordinator for the school/district: (for athletics)

Hugh McReynolds	Athletic Director	2200 Bowling Green Rd	270-726-84
Name	Title	Address	Phone

School personnel are continuing to make periodic reviews of the boys and girls athletics program reflected in the Corrective Action Plan.

In addition to the above information, the above referenced school maintains a complete permanent file relative to Title IX records including copies of the self-assessment audit, all corrective action plans, and other related materials.

[Signature]
Principal's Signature

April 15 2002
Date

[Signature]
Superintendent Signature

[Signature]
School Board Chairpersons' Signature

Logan County High School

Athletic Department

2001-2002: Title IX/Gender Equity Committee

Keith Brown

166 Bucksville Rd
Auburn KY 42206
(270) 542-6913

Student—Football

Ralph Cropper

P.O. Box 49
Lewisburg KY 42256
(270) 755-2357

**Parent
Board of Education Member**

Nina Stratton Dennis

404 F. Stratton Rd
Russellville KY 42276
(270) 542-6197

Student—Cheerleader

Hugh McReynolds

Logan County High School
2200 Bowling Green Road
Russellville KY 42276
(270) 726-8454

Athletic Director

Bob Nylin

Logan County High School
2200 Bowling Green Road
Russellville KY 42276
(270) 726-8454

Principal

Marsha Orndorff

8149 Nashville Road
Adairville KY 42202
(270) 539-4602

Parent

Tina Phelps

Logan County High School
2200 Bowling Green Road
Russellville KY 42276
(270) 726-8454

Head Volleyball & Softball Coach

Lee Proctor

Logan County High School
2200 Bowling Green Road
Russellville KY 42276
(270) 726-8454

Head Football Coach

Jim Thompson

Logan County Board of Education
P.O. Box 417
Russellville KY 42276
(270) 726-2436

**Secondary Supervisor
Maintenance & Transportation Supervisor**

Sheila Wilson

185 J Wilson Road
Auburn KY 42206
(270) 542-7221

**Parent
Athletic Booster Club-Secretary**

2001-2002
ACCOMMODATION OF INTERESTS AND ABILITIES
SUMMARY PROGRAM CHART 1

KHSAA
 Form T1
 Rev. 07/01

Participation Opportunities Test One

		(Column 1)	(Column 2)	(Column 3)	(Column 4)
	Program	Enrollment	Percentage of Total Enrollment	Number of Interscholastic Participants (double and triple count)	Percentage of Total Participation
Row 1	GIRLS	448	48.38%	154	44.9%
Row 2	BOYS	478	51.62%	189	55.1%
Row 3	Totals	926	100%	343	100%

Instructions:

*Number of 8th grade students & below used in Column 4 calculations if applicable: 22

- Determine the total number of girls enrolled, (place in Row 1, Column 1). Determine the total number of boys enrolled, (place in Row 2, Column 1).
- Add the total number of girls and boys enrolled to determine total enrollment, (place in Row 3, Column 1).
- Calculate the percentage of total enrollment that is female. (Divide Row 1, Column 1 by row 3, Column 1 and place in Row 1, Column 2.) Calculate the percentage of total enrollment that is male. (Divide Row 2, Column 1 by Row 3, Column 1 and place in Row 2, Column 2.) Note: Row 1, Column 2 plus Row 2, Column 2 should total 100%.
- Ask the head coaches to review the most updated eligibility or squad lists for their teams. Ask coaches to confirm the names of those individuals who are on the team as of the first **date of competition**, and cross out the names of those who were cut from the team or quit the team prior to the first competitive event. Determine the total number of interscholastic athletics participants that are girls, (and place in Row 1, Column 3). In order to determine the total number of athletics participants, an individual should be counted each time he or she participates on a team. For example, if Jane Doe competes on the varsity volleyball team, the junior varsity volleyball team, the junior varsity basketball team, and the varsity softball team, she should be counted as four participants (**do not include club or intramural sports participants, cheerleaders, dance teams, or pom squads**). Calculate the same way for boys and girls. * In addition, should 8th grade students and below play on a Freshman, Junior Varsity, or Varsity team, they should also be counted for each team and sport on which they participate. If applicable, please asterisk the above notation as to how many 8th grade students & below are included. Using the same procedure, determine the total number of interscholastic athletic participants that are boys, (and place in Row 2, Column 3). Add Row 1, Column 3 plus Row 2, Column 3 to get total participants and place in Row 3, Column 3.
- Calculate the percentage of female participation. (Row 1, Column 3 divided by Row 3, Column 3 and place in Row 1, Column 4.) Calculate the percentage of male participation. (Row 2, Column 3 divided by Row 3, Column 3 and place in Row 2, Column 4.) Note: Row 1, Column 4 plus Row 2, Column 4 should total 100%.

Note: While being within three percent is not a formal compliance standard; if the percent listed in Row 1, Column 4 is within 3% of Row 1, Column 2, then it provides a good target within which compliance is likely.

Principal's Signature:  Date: April 15, 2002

2001-2002
ACCOMMODATION OF INTERESTS AND ABILITIES
SUMMARY PROGRAM CHART 2

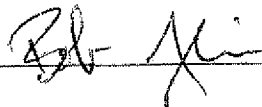
KHSAA
 Form T2
 Rev. 07/01

Participation Opportunities Test Two

		Column 1	Column 2	Column 3	Column 4	Column 5	
Program		Number of Teams Currently Offered	Number of Participants	Number of Teams Added in Last Five Years	Number of Participants Added in Last Five Years	Percent of Total Participation By Sex Added in Last 5 Years	
GIRLS	Row 1	varsity:	8	86	2	25	29.07%
	Row 2	j.v.:	3	48	1	16	33.33%
	Row 3	frosh:	2	20	1	9	45.00%
	Row 4	total:	13	154	4	50	32.47%
BOYS	Row 5	varsity:	8	118	1	2	1.69%
	Row 6	j.v.:	3	61	0	0	0.0%
	Row 7	frosh:	1	10	0	0	0.0%
	Row 8	total:	13	189	1	2	1.06%

- 1) List the number of interscholastic teams offered for girls and boys at each competitive level (for example, varsity, junior varsity, and freshman levels). Total each of the entries in Column 1 into Row 4, Column 1 and Row 8, Column 1.
- 2) List the number of interscholastic teams that have been added in the last five years at each competitive level. Total each of the entries in Column 3 into Row 4, Column 3 and Row 8, Column 3.
- 3) List the number of participants that are currently on each level of the teams that were added in the last five years. Total each of the entries in Column 2 into Row 4, Column 2 for girls and Row 8, Column 2 for boys. If a team was added previously but no longer exists, there are no current participants to be added for that team.
- 4) List the number of participants added in the last 5 years. Total each of the entries made in Column 4 into Row 4, Column 4 for girls and Row 8, Column 4 for boys.
- 5) Calculate the percentage of participants that have been added in the last five years (Column 4 divided by Column 2 on each line). For example, if girls' varsity soccer (22 participants), junior varsity soccer (18 participants), junior varsity golf (8 participants), and freshman softball (15 participants) have been added in the last five years, then 63 participation opportunities have been added for girls. If the total number of female participants in the program is 96 (taken from Form T-1, Row 1, Column 3), then 65.6% of the current opportunities (63 of 96) have been added in the last five years. Perform similar calculations for male participants.

Note: If the percentage of current participants added in the last five years is 25% or greater, compliance with test two may be possible. If less than 25%, then compliance with test three should be analyzed. **CAUTION:** 25% is not a formal compliance standard.

Principal's Signature:  Date: April 15, 2002

2001-2002
ACCOMMODATION OF INTERESTS AND ABILITIES
SUMMARY PROGRAM CHART 3

Participation Opportunities Test Three

For any question answered "YES" identify the respective sport(s).

	GIRLS (Yes / No)		BOYS (Yes / No)
1. Is there an intramural team offered in a sport not now available in the interscholastic athletics program? (YES or NO)	NO		NO
2. For a sport <u>not</u> currently offered, is there sufficient interest to form a viable interscholastic team based on participation on an intramural team or community recreation teams? (YES or NO)	NO		NO
3. For a sport <u>not</u> currently offered, is there sufficient interest to form a viable interscholastic team with the interscholastic survey.	NO		NO
4. For a sport currently offered, is there interest to form a viable team for a junior varsity, freshman, or other intramural level that is not currently offered? (YES or NO)	YES		NO
5. If you answered YES to question (1), (2), (3) or (4), are there enough high schools in your geographic area offering the sport (at the appropriate level) to allow for the development of a reasonable schedule of competition. (YES or NO)	YES (?)		NO

NOTES: Interest in freshmen team for softball & volleyball. Started freshmen softball with limited schedule for Spring 2002 (limited opponent). Attempting to find enough schools to do same for Volleyball in Fall 2002

Principal's Signature: Bob Xi Date: April 15, 2002


2001-2002
ACCOMMODATION OF INTERESTS AND ABILITIES
SUMMARY PROGRAM CHART 4

KHSAA
 Form T4
 Rev. 07/01

Levels of Competition Test One

		(Column 1)	(Column 2)
	Team Levels	GIRLS	BOYS
Row 1	Total Number of Athletics Participants in All Levels	154	189
Row 2	Number of Varsity Teams Offered	8	8
Row 3	Number of Participants on all Varsity Teams	86	118
Row 4	Percentage of Total Varsity Participants By Sex	55.84%	62.43%
Row 5	Number of Junior Varsity Teams Offered	3	3
Row 6	Number of Participants on all Junior Varsity Teams	48	61
Row 7	Percentage of Total Junior Varsity Participants By Sex	31.17 %	32.28 %
Row 8	Number of Freshman Teams Offered	2	1
Row 9	Numbers of Participants on all Freshman Teams	20	10
Row 10	Percentage of Total Freshman Participants By Sex	12.99%	5.29 %

- 1) Copy the number entered on Form T1, Row 1, Column 3 and place on Row 1, column 1 of this form.
- 2) Copy the number entered on Form T1, Row 2, Column 3 and place on Row 1, column 2 of this form.
- 3) List the number of teams at the varsity, junior varsity, and freshman levels for boys and girls (Rows #2,5,8) and place in the proper boxes in columns 1 and 2.
- 4) List the number of teams at the varsity, junior varsity, and freshman levels for boys and girls (Rows #3,6,9) and place in the proper boxes in columns 1 and 2.
- 5) Calculate the percentage of female and male participants at each level. (Rows #4,7,10)
 - Divide Row 3, Column 1 by Row 1, Column 1, and place the percentage in Row 4, Column 1.
 - Divide Row 3, Column 2 by Row 1, Column 2, and place the percentage in Row 4, Column 2.
 - Divide Row 6, Column 1 by Row 1, Column 1, and place the percentage in Row 7, Column 1.
 - Divide Row 6, Column 2 by Row 1, Column 2, and place the percentage in Row 7, Column 2.
 - Divide Row 9, Column 1 by Row 1, Column 1, and place the percentage in Row 10, Column 1.
 - Divide Row 9, Column 2 by Row 1, Column 2, and place the percentage in Row 10, Column 2.

Principal's Signature:  Date: April 15, 2002


2001-2002 KHSAA TITLE IX ATHLETICS AUDIT

KHSAA
Form T41
Rev. 07/01

Checklist - Overall Interscholastic Athletics Program

Areas of Compliance	ADVANTAGE TO (Respond based on Internal Evaluation by checking the appropriate column.)		
	GIRLS' PROGRAM	BOYS' PROGRAM	NEITHER PROGRAM
Equipment and Supplies			xxx
Scheduling of Games and Practice Time			xxx
Travel and Per Diem Allowances			xxx
Coaching			xxx
Locker Rooms, Practice and Competitive Facilities		xxx	
Medical and Training Facilities and Services			xxx
Publicity			xxx
Support Services			xxx
Athletic Scholarships	N/A		
Tutoring	N/A		
Housing and Dining Facilities and Services	N/A		
Recruitment of Student Athletes	N/A		

Principal's Signature: _____



Date: April 15, 2002

*Copyright 1999,

School Name: Logan County High School
 School Year: 2001-2002
 Principal's Signature: _____
 Date: April 15, 2002

**2001-2002
 TITLE IX
 CORRECTIVE ACTION PLAN**

To complete this form, indicate the intended area which needs corrective action, the suggested change and time table for implementation. You may copy this form as needed. Please attach corrective action plans along with audit forms and submit by April 15, 2002.

ITEM FOR CORRECTION	SUGGESTED CHANGE	TIME TABLE FOR CORRECTIVE ACTION
Facility Improvements @ Softball	Add Pressbox, Storage, Concessions & New Dugouts	On District Facility Plan and will be started when funding is available.
Policies & Procedures	Develop Written Plans for Various Policies within Athletic Department.	On-Going: Throughout the 2002-2003 School Year.
Individual Sports Fund-Raising	Continued Monitoring of Funds & Expenditures Encourage Joint Fund-Raising Where Possible.	On-Going
Athletic Booster Club	Continued Monitoring of Funds & Expenditures.	On-Going
Prime Time---Basketball	Equal Playing Opportunities on Prime Time Nights ans Times	On-Going
Increased Girls' Participation	Increase participation in Girls' CC, GF, TR, & SFTB.	On-Going: Exploring possibility of increasing participation in VB by creating F team if opponents can be found.

* An explanation (status report) is needed for all areas identified previously as items for correction as well as all areas currently identified as items for correction. This form shall be typed.

Principal's Signature:  _____ Date: 4-15-02

Athletic Department: Logan County High School

**Progress Report on Title IX Corrective Action Plan
for
2000-2001**

Item #1	Increased Participation for Girls CC, Girl's Golf Girl's Softball & Girl's Track	Experience decrease in #'s in cross-country, golf & track. Added freshman softball to sports offerings. Looking to add freshman volleyball if sufficient opponents can be located. Will start middle school volleyball in 2002-03 school year due to increase interest.
Item #2	"Prime Time" nights for basketball scheduling.	With one game yet to be scheduled for boys, the 2002-2003 season is set at 11 "Prime Time" dates for girls and 12 "Prime Time" dates for boys.
Item #3	Equal Support Services	Band and JROTC continue to provide equal support to both basketball teams, radio broadcast begun during 2001-02 season saw more girl's games provided coverage than boys.
Item #4	Athletic Booster Club	Continued to monitor support and functions. Began requiring president to sign athletic booster club agreement.
Item #5	Individual Sports Fund-Raising	Continued monitoring fund-raising and expenditures.
Item #6	Written Polices and Procedures	On-Going: Will continue into 2002-03 school year.
Item #7	Improvements to Girl's Basketball Locker Room	Completed in Summer and Fall of 2001.
Item #8	Softball Facility Upgrade	Board of Education has placed this on District Facility Plan which was adopted in December 2001. Facility is the 1 st item on the Discretionary Construction Project list. Copy of Facility Plan attached.

December 3, 2001

Approval DateLOGAN COUNTY SCHOOL DISTRICTFACILITY PLAN

- A. PLAN OF SCHOOL ORGANIZATION
- | | |
|--------------------|------------------|
| 1. Current Plan | P-K-8, 9-12 |
| 2. Long Range Plan | P-K-6, 7-8, 9-12 |
- B. SCHOOL CENTERS
- | | |
|---------------------------------|-------------------------------|
| 1. Secondary | |
| a. Logan County High | Permanent 9-12 Center (1,100) |
| 2. Middle | |
| a. NONE | |
| 3. Elementary | |
| a. Adairville Elementary School | Permanent P-K-8 Center (425) |
| b. Auburn Elementary School | Permanent P-K-8 Center (750) |
| c. Chandlers Elementary School | Permanent P-K-8 Center (350) |
| d. Lewisburg Elementary School | Permanent P-K-8 Center (700) |
| e. Olmstead Elementary School | Permanent P-K-8 Center (400) |
- C. CAPITAL CONSTRUCTION PRIORITIES (Schedule Within The 2002-2004 Biennium)
- 1a. New construction=(student capacity)(implement est. pgms)(phase const)
1. NONE
- 1b. New construction=(inad. space)(exp.bldgs ed. purp)(consol) (rep.det.fac)
1. Chandlers Elementary School
Construct (8) classrooms, an Addition to the lunchroom that includes a serving line, (1) Computer lab, (1) exploratory lab, (1) Music keyboard lab, (1) Student restroom, (2) Faculty restrooms/(1) Mechanical room.
2. Auburn Elementary School
Construct (4) classrooms with restroom facilities/(1) Family Resource/Youth Service Center.
- 1c. Major renovation = ed. fac.(const.adds.exps.kit.cafe.lib.adm.areas.aud.gyms)
1. NONE
- 1d. KERA strands = new adds.(presch.SBDM off&conf rm.fam/yth conf. area)
1. NONE
- D. CAPITAL CONSTRUCTION PRIORITIES (Schedule After The 2004 Biennium)
- 2a. New construction=(student capacity)(implement est.pgms)(phase const)
1. NONE
- 2b. New construction=(inad. space)(exp.bldgs ed. purp)(consol)(rep.det.fac)
1. Logan County High School
Construct a New physical education facility.
- 2c. Major renovation=ed.fac.(const.adds.exps.kit.cafe.lib.adm.areas.aud.gyms)
1. NONE

- 2d. KERA strands=new adds.(presch.SBDM off&conf rm.fam/yth conf. area)
1. NONE
3. Renovation/Non-classrooms (const.adds.or exp.to kit.cafe.adm area.aud.gyms)
1. Logan County High School
Construct a New Auditorium (Cap. 1500)
4. Management Support Areas -(const.acq.or renov.cent off.bus gar.cent strs)
1. Central Office
Addition to existing Central Office (2,000 S.F.).
 - 2 Central Storage
Construct and/or acquire a Central Storage area.
5. DISCRETIONARY CONSTRUCTION PROJECTS
1. Address Title IX needs to include softball field dugouts and pressbox
 2. Lighting of present tennis courts
 3. Lighting needs at all campuses
 4. Canopies at Adairville, Auburn (new addition), Lewisburg, and Olmstead
 5. Additional parking at all campuses
 6. Construction of two additional tennis courts at Logan County High School
 7. Update security cameras at Adairville, Auburn, and Logan County High School
 8. Outdoor Art Studio at Logan County High
 9. Expansion, improvements, and repairs to track at Logan County High School
 10. Improvements and additions to practice fields at Logan County High School
 11. Additional parking at all campuses
 12. The purchase of land that borders school campuses where available and when affordable at Adairville, Auburn, and Logan County High School

RTA #0133

**LOGAN COUNTY SCHOOLS
DISTRICT FACILITY PLAN
ARCHITECT AND ENGINEER COST ESTIMATE**

January 22, 2002

Category	Description	Type	Cost Estimate
1b	Chandlers Elementary School Construction of Addition for: (8) standard classrooms, (1) Computer Lab, (1) Exploratory Lab, (1) Music Keyboard Lab, restrooms for students & faculty, addition to Cafeteria	Addition/Renovation	\$2,023,000
1b	Auburn Elementary School Construction of Addition for: (4) standard classrooms, (1) Family Resource/Youth Service Center	Addition	\$778,000
2b	Logan County High School Construction of a new Physical Education facility to provide: (1) basketball competition court, (2) basketball practice courts, (1) volleyball court, bleacher seating for 400-500, locker rooms & restrooms, concession area off of Lobby	New (on campus)	\$2,350,000
3	Logan County High School Construction of new Auditorium to seat 1500 persons	New	\$3,200,000
4	Central Office Construction of Addition to provide: (12) offices, small conference room, workroom, & storage	Addition/Renovation	\$300,000

RTA #0133


Category	Description	Type	Cost Estimate
4	Central Storage Construction of Central Storage facility for the district with 2000 S.F. of storage & (1) office	New	\$230,000

TOTAL \$8,881,000


The Ross-Tarrant Architects, Inc. architectural firm and the CMTA, Inc. engineering firm certify to the best of their knowledge that the cost estimates quoted above are correct and have been computed in accordance with the National Means Construction Cost Guide for the 2002 year.


Signature, Architect


Signature, Engineer



Registration Seal of Architect



Registration Seal of Engineer

School Year: 2000 - 2001
 Signature: Hy M. R. J.
 Date: 4.5.01

Athletic Department
Logan County High School
Title IX: CORRECTIVE ACTION PLAN

ITEM #	ITEM FOR CORRECTION	SUGGESTED CHANGES/CORRECTIONS	TIME TABLE FOR CORRECTIVE ACTION
1	Increase participation rates for: Girl's Cross Country, Girl's Golf Girl's Softball & Girl's Track	School administration, athletic director and head coach will continue to explore ways to increase the number of girls participating in these sports.	On-Going: 2001 - 2002 School Year
2	Scheduling of Varsity Basketball Games during "Prime Time" nights. (Friday and/or Saturdays)	Continue working on equalizing access to playing on "Prime Time" nights through scheduling process.	On-Going: Spring 2001 & Spring 2002
3	Equal Support Services (Band & JROTC)	School administration and athletic director will continue to work with band director and JROTC instructor to assure that support services are equally provided to similar sports.	On-Going: 2001 - 2002 School Year
4	Support from Athletic Booster Club	The school will continue to monitor Athletic Booster Club support to insure that all athletic programs are given the opportunity to receive benefits and support on an equal basis.	On-Going: 2001 - 2002 School Year

School Year: 2000-2001
 Signature: [Signature]
 Date: 4.5.01

Athletic Department
 Logan County High School

Title IX: CORRECTIVE ACTION PLAN

ITEM #	ITEM FOR CORRECTION	SUGGESTED CHANGES/CORRECTIONS	TIME TABLE FOR CORRECTIVE ACTION
5	Individual Sports Fund-Raising	School administration and athletic director will continue to monitor situation closely. Will work with head coaches to insure opportunities for fund-raising are carried out on equal basis.	On-Going: 2001-2002 School Year
6	Development of Written Policies and Procedures for Athletic Department	Athletic Director and coaching staff will work to develop printed policy and procedures for all athletic department activities.	On-Going: Development over the next 18 months beginning with the 2001-2002 school year.
7	Upgrading of Girl's Basketball Locker Room	Installation of tile on concrete floor and add baseboard around wall. Removal of concrete locker base to increase floor space. Application of clear coat sealer on lockers installed Fall 2000.	Summer 2001
8	Softball Facility Upgrade	New Dugouts Construction of Press Box/Concession	The Logan County Board of Education is in the process of updating its facility plan. Improvements to softball field will be included in this plan when completed.



2001-2002 INTERSCHOLASTIC ATHLETICS SURVEY

Summary Of Student Responses

School Name: Logan County
School Enrollment: 9260
Date: February 15, 2001
Completed By: Hugh McReynolds, AD

Instructions:

1. Summarize the Student Athletics Interest Surveys Form T-61 by listing the total number of responses on the line next to each sport.
2. Under the Other Category please provide a listing of the sports as well as the number of students who are interested in participating.
3. Please sign and date the Summary Form (T-63) and mail the Summary Form only to the KHSAA by April 15, 2002. Do not mail the student surveys (Form T-61). However, these Forms should be maintained in your files in the event they are requested subsequently.

889 Number of Surveys
787 Total Returned
8-11 Grades Surveyed

How Was The Survey Administered? See note #1 on page 4 of summary.

Fall Sports (List Total Number of Participation Responses)

22 Cross Country (Girls)
16 Cross Country (Boys)
14 Field Hockey (Girls)
156 Football (Boys)
9 Golf (Girls)
36 Golf (Boys)
86 Soccer (Girls)
44 Soccer (Boys)
139 Volleyball (Girls)
29 Volleyball (Boys)

Winter Sport (List Total Number of Participation Responses)

84 Basketball (Girls)
146 Basketball (Boys)
84 Gymnastics (Girls)
19 Indoor Track (Girls)
26 Indoor Track (Boys)
46 Swimming & Diving (Girls)
19 Swimming & Diving (Boys)
64 Wrestling (Boys)

Spring Sport (List Total Number of Participation Responses)

<u>108</u> Baseball (Boys)
<u>64</u> Fast Pitch Softball (Girls)
<u>64</u> Slow Pitch Softball (Girls)
<u>66</u> Tennis (Girls)
<u>32</u> Tennis (Boys)
<u>25</u> Track (Girls)
<u>42</u> Track (Boys)

Other Sports (From Student Survey T-61 Question 10)

<u>Name of Sport</u>	<u>Number of Students Interested In Participating</u>
<u>Dance-8</u>	_____
<u>Soccer-19</u>	_____
<u>Wrestling-17</u>	_____
<u>Volleyball (boys) - 5</u>	_____
<u>Gymnastics-3</u>	_____
<u>Bob Sledding-3</u>	_____
<u>Skate Boarding-3</u>	_____

~~*numerous other responses with one/two votes.~~

Number of Students who participate in Intramural Sports.

(From Student Survey T-61 Question 5)

<u>Sport</u>	<u>Number</u>
<u>Basketball-23</u>	_____
<u>Football-20</u>	_____
<u>Baseball-6</u>	_____
<u>Softball-6</u>	_____
<u>Soccer-6</u>	_____
<u>Volleyball-10</u>	_____

List Intramural Sports students are interested in adding:

(From Student Survey T-61 Question 6)

<u>Sport</u>	<u>Number</u>
<u>Soccer (b/g)-33</u>	_____
<u>Football-18</u>	_____
<u>Wrestling-18</u>	_____
<u>Volleyball (boys)-17</u>	_____
<u>Basketball-14</u>	_____

~~*numerous other responses with one/two votes~~

Participation in Non-School Sports Activities
(From Student Survey T-61 Question 7)

<u>Sport</u>	<u>Number</u>
Softball-27	_____
Basketball-27	_____
Volleyball-13	_____
Baseball-13	_____
Football-11	_____
Hunting-11	_____

**Numerous other responses with one/two votes.

Reasons for not participating in interscholastic athletics.
(From Survey Question 8)

<u>Response</u>	<u>Number</u>
<u>36</u> I prefer other activities such as band, chorus, etc.	
<u>135</u> I don't have time	
<u>39</u> The practice schedules and game times are inconvenient	
<u>49</u> The sport I like isn't offered	
<u>27</u> It's too expensive	
<u>18</u> I prefer to participate in club or intramural sports	
<u>104</u> Working	
<u>50</u> Other	
<u>don't like sports, grades, academics, health concerns</u>	

Student Suggestions to encourage participation

- signs, posters announcing tryouts, etc.
- news
- lower cost to participants
- practice times
- coaches show more interest
- start intramurals
- coaches promote program
- encouragement from teachers


Principal's Signature

April 15, 2002
Date

NOTES:


- #1 Surveys were given to all students in grades 9-11 during 1st block class during week of January 14, 2002

8th grade surveys were distributed during freshmen registration the 1st week of February.
- #2 Committee has serious reservations concerning the validity of the survey document. Survey document allows for random checking of responses by students. An example of this is the responses listed for intramurals at school and the school doesn't even offer intramurals.

**2001-2002
BUDGETED AND ACTUAL EXPENDITURES - PROGRAM COMPARISON CHART
TO INCLUDE BOOSTER CLUB FUNDING**

	equipment and supplies		travel		awards		coaches' salaries (to include supplemental and extended employment)		facilities improvements		publications (if sport-specific)	
	B	E	B	E	B	E	B	E	B	E	B	E
G basketball	2,000	6,097			100	223	11,385	11,385				
B basketball	5,000	6,596			100	125	11,385	11,385				
G softball	3,800	5,172			75	75	5,445	5,445				
B baseball	1,800	5,438			75	75	5,445	5,445				
G cross country	1,350	1,550			40	38	880	880				
B cross country	1,350	1,350			40	38	880	880				
G golf	600	750			40	30	853	853				
B golf	600	750			40	30	853	853				
G soccer	N/A											
B soccer	N/A											
G swimming	665	719			40	24	660	660				
B swimming	665	686			40	24	660	660				

"B" is for budgeted dollar amounts and "E" is for actual dollar expenditures. Expenditures should include items provided by third parties such as Booster Clubs.

Principal's Signature: 

Date: April 15, 2002

**2001-2002
BUDGETED AND ACTUAL EXPENDITURES - PROGRAM COMPARISON CHART 2
TO INCLUDE BOOSTER CLUB FUNDING**

Teams	equipment and supplies		travel		awards		coaches' salaries (to include supplemental and extended employment)		facilities improvements		publications (if sport-specific)	
	B	E	B	E	B	E	B	E	B	E	B	E
G track	400	269			50	50	1,320	1,320				
B track	400	269			50	50	1,320	1,320				
G tennis	① 900	50			40	40	1,025	1,025				
B tennis	① 900	50			40	40	1,025	1,025				
G volleyball	2,200	3,978			80	75	1,575	1,575				
B wrestling	N/A											
G (list sport)	N/A											
B (football)	10,800	13,372			100	125	19,300	19,300				
G (list sport)	N/A											
B (list sport)	N/A											

"B" is for budgeted dollar amounts and "E" is for actual dollar expenditures. Expenditures should include items provided by third parties such as Booster Clubs.

Principal's Signature:  Date: April 15, 2002

**2001-2002
BUDGETED AND ACTUAL EXPENDITURES – PROGRAM COMPARISON CHART**

FOOTNOTES

1. Includes allocations for uniform purchases. This school year these particular sports were on uniform purchasing cycle.
2. Includes money the coach had been saving for the purchase for as large piece of equipment.
3. Spending as of March 30, 2002.
4. Amounts will not be determined until June 2002.

NOTES

- Travel---Travel at Logan County High School is paid by the Board of Education from one account.
- Facility Improvements---Paid for by Board of Education.
--Girl's Basketball Locker Room Improvements
- Publications---Logan County High School does not have one sport specific publication. As a fund raising project, the Athletic Booster Club produces a fall sports program that is sold at football games.

COMMENTS

- Athletic Department Funding Sources for 2001-2002
 - Athletic Department
 - Athletic Booster Club
 - Individual Sports Accounts (fund-raising)
- Budget Column includes Athletic Department & Booster Club funding.
- Expenditures Column includes Athletic Department, Booster Club & Individual Sports Accounts.